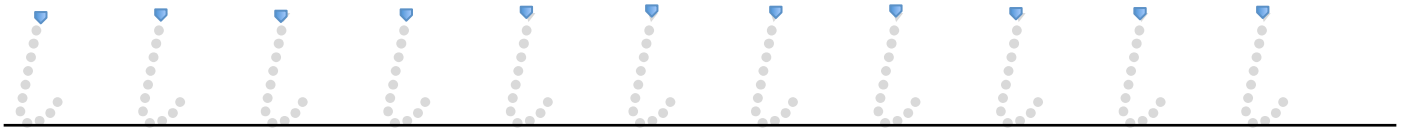




'l' family letters

start at the top, down and curl



down and curl, add a dot on the top



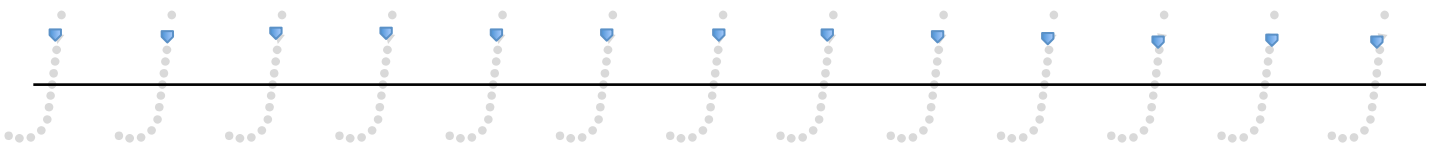
start at the top, down and curl, then lift and cross



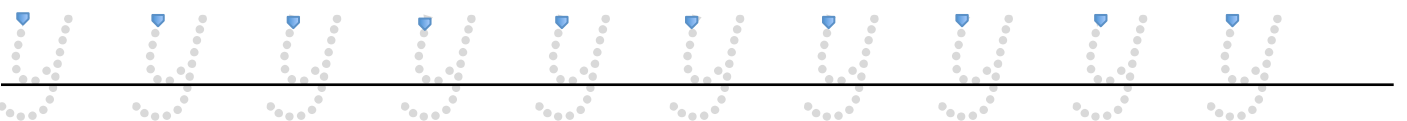
down and around, up and down



all the way down and curl under, add a dot on the top



down and around, up, all the way down and curl under



Trace each letter carefully. Start at the arrow and keep your pencil on the paper until you finish each letter. Lift your pencil from the paper before you dot the letters i and j or cross the letter t.